

CL 20 / CL 30 Bistro / CL 40

Consignes de sécurité et d'utilisation / Safety and Operating Instructions
 Veiligheidsvoorschriften en gebruiksaanwijzing / Sicherheits- und Bedienungshinweise

À fixer au mur.
 Hang on the wall.
 Aan de wand te bevestigen.
 An der Wand zu befestigen.



robot coupe®

Tableau de commande / Control Panel / Bedieningspaneel / Bedienfeld




Bouton Marche
 Power On Button
 AAN
 Einschalttaste

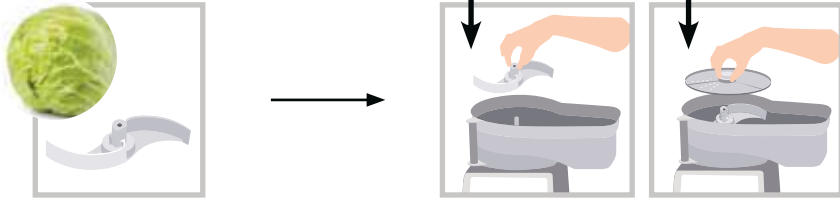


Bouton Arrêt
 Power Off Button
 UIT
 Ausschalttaste


Mise en marche et utilisation / Switching on and using Inwerkingstelling en gebruik / Inbetriebnahme und Bedienung



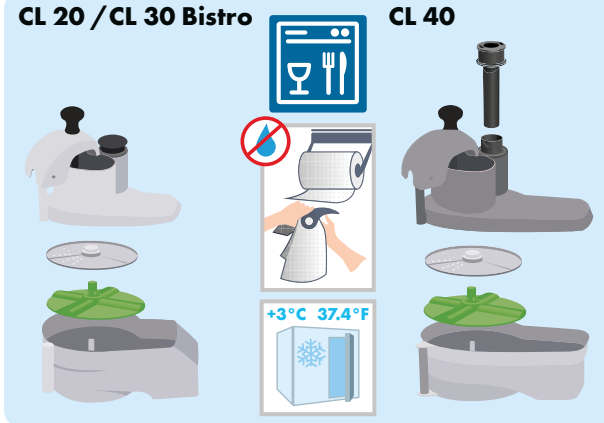
CL 30 Bistro / CL 40



CL 30 Bistro / CL 40




Nettoyage & entretien Cleaning & maintenance Reiniging & onderhoud Reinigung & Wartung



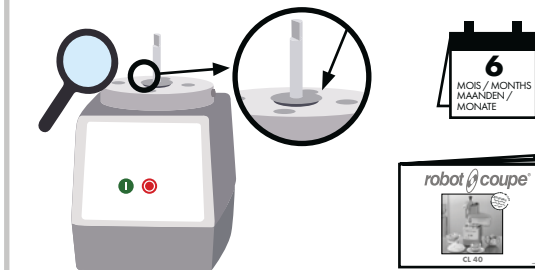
D-CLEAN KIT - CL 30 Bistro / CL 40

Grille macédoine / Dicing grid / Macedoinerooster
 Würfelgatter 8 mm / 10 mm / 12 mm

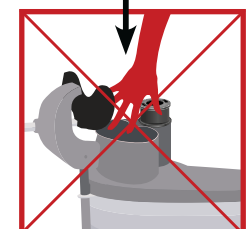



Maintenance / maintenance / Onderhoud / Wartung

Bague d'étanchéité / O-ring (seal) / Afdichtingsring / Dichtungsring



Avertissements et sécurité Safety and Warnings Waarschuwingen en veiligheid Warn- und Sicherheitshinweise



Ne jamais essayer de supprimer les systèmes de verrouillage et de sécurité.

Never try to remove the locking and safety systems.

Probeer nooit de vergrendelings- en beveiligingssysteem buiten werking te stellen.

Niemaals versuchen, die Verriegelungs- oder Sicherheitsvorrichtungen zu umgehen.

CL 20 / CL 30 Bistro / CL 40

Consignas de seguridad y empleo / Instruções de segurança e de utilização
Istruzioni di sicurezza e d' utilizzo / Техника безопасности и руководство по эксплуатации

Fijación mural.
Para afixar na parede.
Da fissare a parete.
Повесить на стену.



robot coupe®
www.robot-coupe.com

Panel de mandos / Painel de controlo / Quadro comandi / Панель управления




Botón Marcha
Botão Ligar
Pulsante accensione
Кнопка « Пуск »

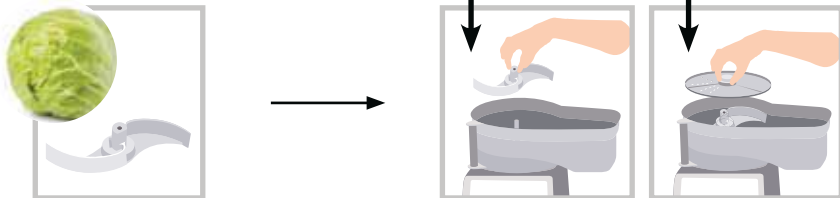


Botón Parada
Botão Desligar
Pulsante arresto
Кнопка « Стоп »


Puesta en marcha y utilización / Ligaço e utilização Accensione e utilizzo / Включение и использование



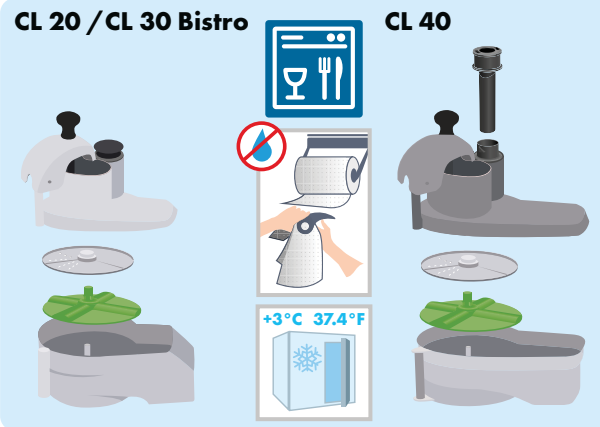
CL 30 Bistro / CL 40



CL 30 Bistro / CL 40




Limpeza y mantenimiento Limpeza e manutenção Pulizia e manutenzione Чистка & уход



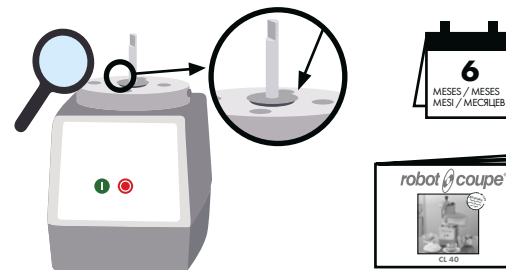
D-CLEAN KIT - CL 30 Bistro / CL 40

Rejilla de macedonia / relha de macedónia / Griglia cubetti /
Решетка для нарезки кубиками 8 mm / 10 mm / 12 mm

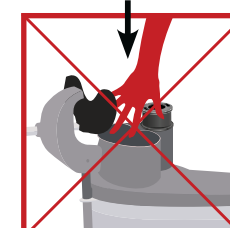
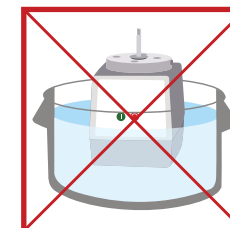


Mantenimiento / Manutenção Manutenzione / Содержание в исправности

Anillo de hermeticidad / Anel de vedação
Anello di tenuta / Уплотнительное кольцо



Advertencias y seguridad Advertências e segurança Avvertenze e sicurezza Предостережения и техника безопасности



Nunca tratar de suprimir los sistemas de bloqueo y de seguridad.

Nunca tentar suprimir os sistemas de bloqueio e de segurança.

Non cercare in alcun caso di eliminare i sistemi di blocco e di sicurezza.

Никогда не отключать системы блокировки и защиты.